


CLR-S05F3-



Main Feature:

1. Module width 6.2mm.
2. Reduced system width for increased packing density on the DIN rail.
3. DC and AC version.
4. Electrical indicator as standard (LED).
5. Protection circuit.
6. Screw-or cage clamp terminal.
7. Jumper bars.
8. RoHS compliant (Directive 2002/95/EC).

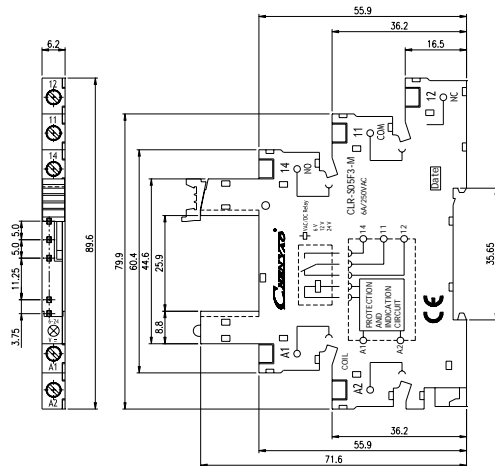
Socket with screw-type terminal for DIN-rail mounting

Approvals:

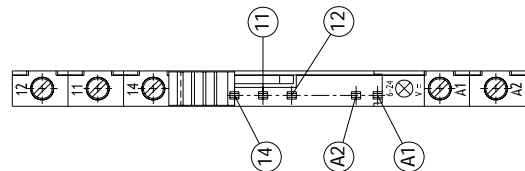
Technical data:

Rated current	6A
Rated voltage / max. Switching voltage AC	150/300 VAC
Dielectric strength coil-contact circuit	2,500 V _{rms}
Clearance / creepage coil-contact circuit	≥ 6/8mm
Material group of insulation parts	≥ IIIa
Insulation to IEC 60664-1	
Type of insulation coil-contact circuit	reinforced
Open contact circuit	functional
Rated insulation voltage	250V
Pollution degree	2
Rated voltage system	230/400V
Over voltage category	III
RoHS Directive 2002/95/EC	
Sockets, retainers and marking tag:	compliant
Degree of protection DIN 40050	IP20
Ambient temperature range	-25...+70°C
Terminals	Screw/cage clamp
Terminal screw torque acc. IEC 61984	0.5Nm
Max.	0.6Nm
Wire cross section	
Single wire	0.2...2.5mm ²
Fine wire	0.2...2.5mm ²
With bootlace crimp (DIN 46228/1)	0.2...2.5mm ²
Insertion cycles	A (10)
Max. Torque force	50cNm
Mounting distance	0, dense packing
Weight	26g
Packaging unit	20 pcs.

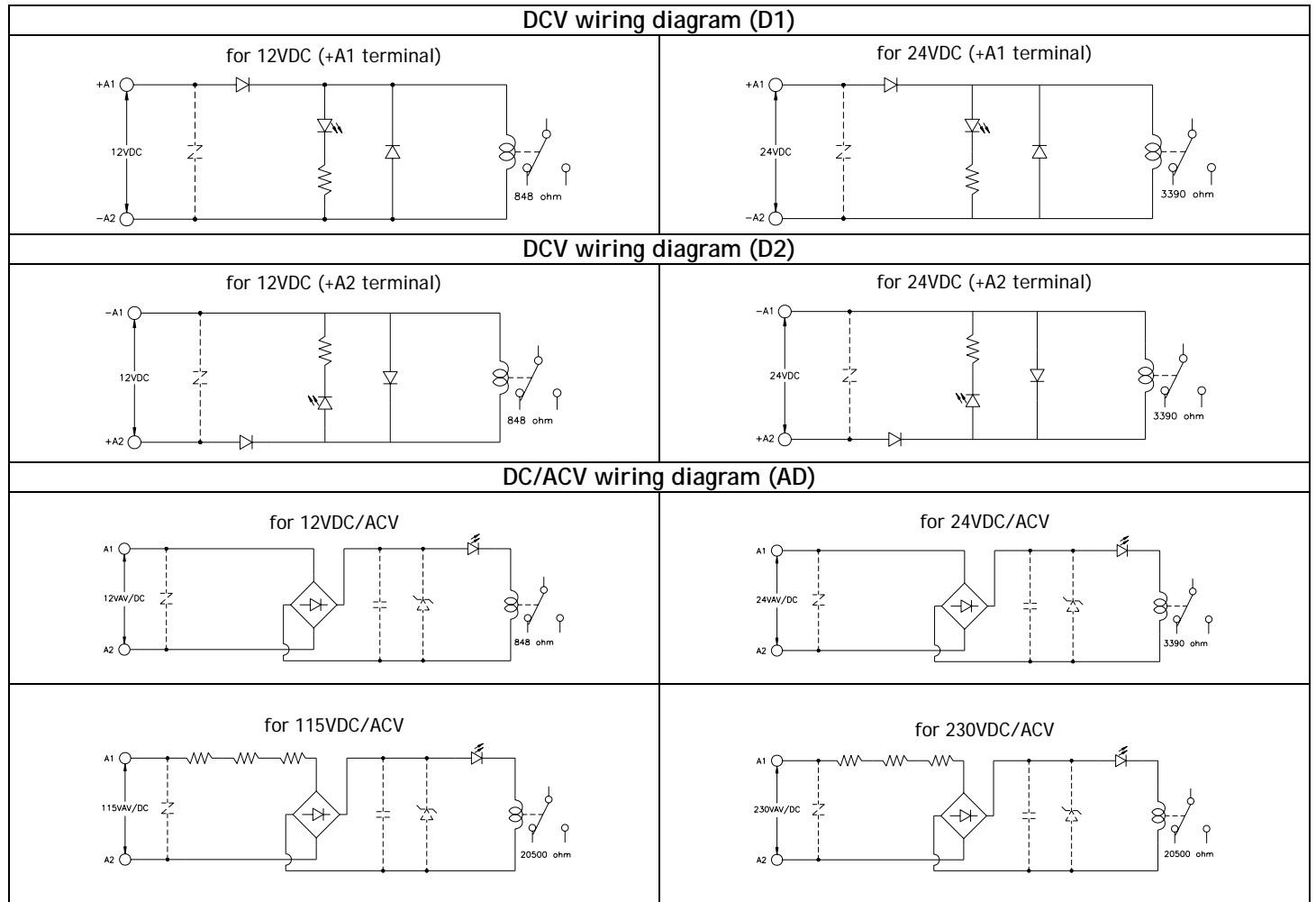
Dimension:



Terminal illustration:



Wiring diagram list:



Order Information:

CLR - S 05 F3 - L 24 D1

Voltage Type:	D1: DCV Type "+" on A1 Terminal D2: DCV Type "+" on A2 Terminal AD: AC/DCV Type
A1, A2 Terminal Input Voltage:	12: Use 12V 24: Use 24V 115: Use 115V 230: Use 230V
Special Mark:	L: LED Module V: Stander with Varistor C: Stander with Capacity Z: Stander with Zener Diode X: V + C + Z Y: C + Z
Levels:	F3: Three Levels
Pinning and Terminal Quantity:	05: for CLR Pinning 5.0mm
Lead Connector Type:	S: for European DIN-Rail Type C: for European Cage Clamp Type
Socket Name:	CLR: Use SCHRACK SNR Relay Series